



# Rapid Repair Mortar+

Rapid Repair Mortar for Internal and External Walls and Floors

-  Ideal for repairing, re-facing, filling and patching
-  Ideal for forming ramps
-  Suitable for internal and external use
-  Apply from 2mm – 50mm unfilled, 5mm – 80mm filled
-  Moisture tolerant – can be used below a DPM
-  Rapid drying - apply finished flooring after 90 minutes
-  Slump free, ideal for horizontal and vertical applications
-  Simply mix with water
-  Protein free

**USE FROM**  
2mm - 50mm  
**UNFILLED**  
5mm - 80mm  
**FILLED**

**MOISTURE  
TOLERANT**

**WALK ON  
AFTER 30  
MINUTES**



# TILEMASTER **Rapid Repair Mortar+**

## Rapid Repair Mortar for Internal and External Walls and Floors

### DESCRIPTION:

Tilemaster Rapid Repair Mortar+ is a rapid drying, fast setting mortar for internal and external repairs. Rapid Repair Mortar+ is designed for repairing, re-facing, filling and patching floors and walls. Rapid Repair Mortar+ is suitable for use on concrete, sand & cement screeds, render, stair treads/risers, walls, ceilings, soffits and for making good around pipe work. It is suitable for forming ramps up to 50mm thick without adding additional aggregate and also for forming coves.

Rapid Repair Mortar+ can be used between 2mm – 50mm unfilled and when mixed with aggregate can be used for deep filling of up to 80mm. The rapid setting properties of the product means that the mortar reaches initial set after 15 – 20 minutes and is set sufficiently to walk on after just 30 minutes. Resilient floor coverings can be fitted after 90 minutes regardless of the application thickness, when used at 23°C.

Rapid Repair Mortar+ is moisture tolerant making it suitable for repairing substrates prior to the installation of Tilemaster FAST One Coat DPM, as well as applications in wet areas and external installations.

### PREPARATION:

Before starting, all substrates must be clean, dry, sound and strong enough to support the weight of the mortar and the final floor covering. Remove all dust, dirt, oil, grease and other contaminants that may affect adhesion.

When installing moisture sensitive floor coverings, the concrete or sand & cement screed should be confirmed dry by consistent moisture readings; <75% relative humidity (RH) when tested in accordance with BS 8203. Where a structural damp proof membrane is not present or where rising damp and/or residual moisture results in moisture readings up to 98% RH, Tilemaster FAST One Coat DPM must be applied after the application of Tilemaster Rapid Repair Mortar+. Surface laitance must be removed from concrete and sand & cement screed surfaces prior to application.

Priming is not usually required prior to applying the Rapid Repair Mortar+ and in most cases absorbent surfaces should be dampened with clean water. If a surface is found to be very absorbent then it should be primed with Tilemaster Primeplus, diluted 3 parts water to 1 part Primeplus. Non-Absorbent surfaces should be primed with one coat of Prime+ Grip and be allowed to dry before applying Rapid Repair Mortar+.

### MIXING AND APPLICATION:

#### **Standard Mix (unfilled):**

A 11kg bag of Tilemaster Rapid Repair Mortar+ requires 1.9 – 2.2 litres of water. Add the pre-measured water to a clean bucket and slowly add the powder whilst mixing with an electric paddle. Mix until a smooth and lump free consistency is obtained. Do not add further water once mixed. Tilemaster Rapid Repair Mortar+ should not be applied greater than a 50mm depth.

#### **Filled Mix:**

Add 3mm - 5mm aggregate to the Tilemaster Rapid Repair Mortar+ powder at a ratio of 1 to 1; e.g. 11kg Tilemaster Rapid Repair Mortar+ to 11kg of aggregate. The combined 22kg of powder and aggregate requires approximately 1.9 – 2.2 litres of water - the amount of water required may vary slightly depending on the aggregate used. Add the pre-measured water to a clean bucket and slowly add the combined powder and aggregate whilst mixing with an electric paddle. Mix until a smooth and lump free consistency is obtained. Do not add further water once mixed. The filled mix is suitable for depths of 5mm - 80mm.

Once mixed, Tilemaster Rapid Repair Mortar+ will remain workable in the bucket for 10 - 15 minutes at 23°C. Due to the ultra-rapid setting properties of Tilemaster Rapid Repair Mortar+, it is important to apply the mixed product without delay.

Trowel the mortar onto the prepared surface and spread to the required thickness using a steel trowel. The mortar can be applied slightly proud and any excess can be removed after 15 – 20 minutes. For a smoother finish, the mortar can be improved by wetting and smoothing the surface before the mortar has fully set, typically after 15 - 20 minutes. When applying the Filled Mix and to improve the surface finish, we recommend applying the mortar slightly below the required level and allow to set. Once the initial coat has hardened, another thin coat of unfilled mortar or smoothing compound can be applied if necessary to improve the surface finish. Rapid Repair Mortar+ cannot be used as a final wearing surface and a suitable covering/coating is required.

### SETTING AND COVERING:

In ideal conditions, Tilemaster Rapid Repair Mortar+ will be set to walk on after 30 minutes. The mortar can be covered with a smoothing compound or the finished floor covering after 90 minutes depending on the application substrate and ambient conditions/temperatures - set times will be slowed by lower temperatures and accelerated by higher temperatures. The critical moisture content for the flooring in question must be observed.

# TILEMASTER **Rapid Repair Mortar+**

## Rapid Repair Mortar for Internal and External Walls and Floors


Standard Conformity	Conforms to EN 13813 CT-C30-F7
Open Time / Working Time	Approximately 10 – 15 minutes (at 23°C)
Light Foot Traffic	Approximately 30 – 40 minutes (at 23°C)
Availability to Cover	After Approximately 90 minutes (at 23°C)
Application Depth	2mm – 50mm Unfilled 5mm – 80mm Filled
Minimum Application Temperature	5°C
Compressive Strength (to BS EN 13892-2)	28 day > 30.0 N/mm-2
Flexural Strength (to BS EN 13892-2)	28 day > 7.0 N/mm-2
Pack Size	11kg
Colour	Grey
Shelf Life	6 months when stored in cool, dry, frost-free conditions
Note	For use in interior locations only

### HEALTH AND SAFETY

Tilemaster Rapid Repair Mortar+ contains Portland cement and is therefore classed as Irritant. Risk of serious damage to eyes. Contact with dry or wet product may cause irritation, dermatitis or burns. Wear suitable protective clothing, impervious rubber or plastic gloves and goggles. Use a light mask if excessive dust is unavoidable. If product comes into contact with skin, wash immediately with plenty of clean water. If product comes into contact with eyes, wash immediately with plenty of clean water for 10 to 15 minutes and seek medical attention. Keep out of reach of children.

For further Health and Safety information please refer to the product Health and Safety data sheet.

The information contained on this Technical Data Sheet is given voluntarily and in good faith. It is to the best of our knowledge true and accurate; however it may contain information which is inappropriate under certain conditions of use. The company cannot accept responsibility for any loss or damage due to inappropriate use or the possibility of variations of working conditions and of workmanship outside our control.

 <b>20</b> DoP 066	
Tilemaster Adhesives Ltd Kerakoll Group Tomlinson Road Leyland   PR25 2DY United Kingdom	
<b>EN 13813:2002</b> <b>CT-C30-F7</b> Fast drying, cement based self-levelling compound for use in interior and exterior locations	
Reaction to fire	E
Release of corrosive substances	CT
Water permeability	NPD
Water vapour permeability	NPD
Compressive strength	C30
Flexural strength	F7
pH	NPD
Wear resistance	NPD
Sound insulation	NPD
Sound absorption	NPD
Thermal resistance	NPD
Chemical resistance	NPD