






# ROCK-TITE MORTAR

## Exterior Porcelain & Stone System

-  Fibre reinforced
-  Suitable for all types of paving slab including porcelain
-  Ready to use – just add water
-  High strength
-  System guarantee



Norcross Rock-Tite Mortar is a fibre reinforced sand:cement mortar specifically designed for bonding concrete, natural stone and porcelain paving slabs to both hardcore and solid bases. The mortar only requires the addition of water and contains the specially designed Rock-Tite additives to improve performance, workability and freeze/thaw resistance of the mortar mix.

### SURFACE PREPARATION

It is essential that the sub-base is level, stable, not liable to settlement or lifting and is able to fully support the intended finished surface. Hardcore must be fully and tightly compacted. It should be noted that when slabs are to be laid up to a building then a gradual slope of about 25mm in every 1.5m should be created away from the building to ensure all water drains off. Alternatively, a drainage channel should be installed.

Recommended hardcore depth:	Patio Flags / Natural Stone = 75mm to 150mm
	Porcelain = 100mm to 150mm
Recommended mortar thickness on hardcore:	Approx. 50mm where possible however a minimum of 25mm may be used on hardcore with a depth of not less than 100mm.
Setting time:	Approx. 24 hours
Mix ratio:	Approx. 3.75 litres water / 25kg bag
Approximate coverage/ 25kg bag:	10mm thick = 1.4m <sup>2</sup>
	50mm thick = 0.3m <sup>2</sup>
Mortar suitable for thickness:	10mm* to 80mm
	*Thinner application on to solid bases only

#### MIXING

Add approximately 3.75 litres of water to a suitable mixing vessel and slowly add the contents of the 25kg bag. Mix mechanically until a smooth, lump-free mortar is achieved. Do not add extra water.

#### APPLICATION

It is essential that all types of paving slab are laid onto a full bed of Rock-Tite Mortar (spot bedding or 'dot and dab' fixing is not recommended as voids beneath the slabs are points of weakness). The back of all porcelain slabs must be primed using Norcross Rock-Tite Porcelain Primer before fixing.

#### STORAGE

Store in dry internal conditions away from direct sunlight between 5°C to 25°C. The product has an 18 month shelf life from date of manufacture. It should be noted that puncturing the bag will cause the product to harden.

#### TECHNICAL ADVICE

For advice on tile installation products call the Norcross Technical Helpline on 01782 524140.

#### HEALTH & SAFETY



CONTAINS  
CHROMIUM VI  
DANGER

Causes skin irritation. Harmful if swallowed. Causes serious eye damage. May cause respiratory irritation. Keep out of reach of children. Avoid breathing dust. Wear protective gloves and eye protection. Wash hands thoroughly after handling. IF SKIN IRRITATION OCCURS: Get medical advice/attention. IF SWALLOWED: Call a poison centre or doctor/physician if you feel unwell. IF IN EYES: Rinse cautiously with water for several minutes. Remove contact lenses, if present and easy to do. Continue rinsing. Immediately call a poison centre or doctor/physician. Dispose of contents/container in accordance with local/regional regulations.